

Access LinkedIn Learning – First time logging in

1. Open any web browser and navigate to <https://www.linkedin.com/learning/login>

2. Enter your DMU email address:

For students – your login credentials will be your DMU email address in the format Pnumber@my365.dmu.ac.uk

For DMU staff this is your Outlook full email address.

Select Continue

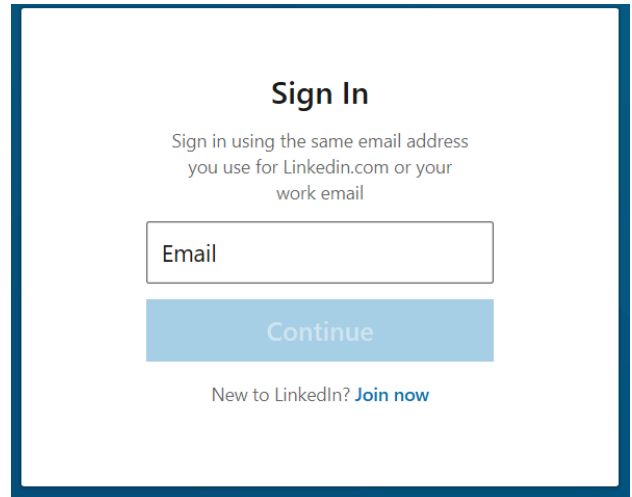
The image shows the LinkedIn Learning 'Sign In' screen. At the top, it says 'Sign In' in bold. Below that, it reads 'Sign in using the same email address you use for LinkedIn.com or your work email'. There is a text input field labeled 'Email'. Below the input field is a blue button labeled 'Continue'. At the bottom, it says 'New to LinkedIn? Join now'.

Figure 1 Sign in Screen

3. Select the 'Sign in with Single Sign On' blue button.

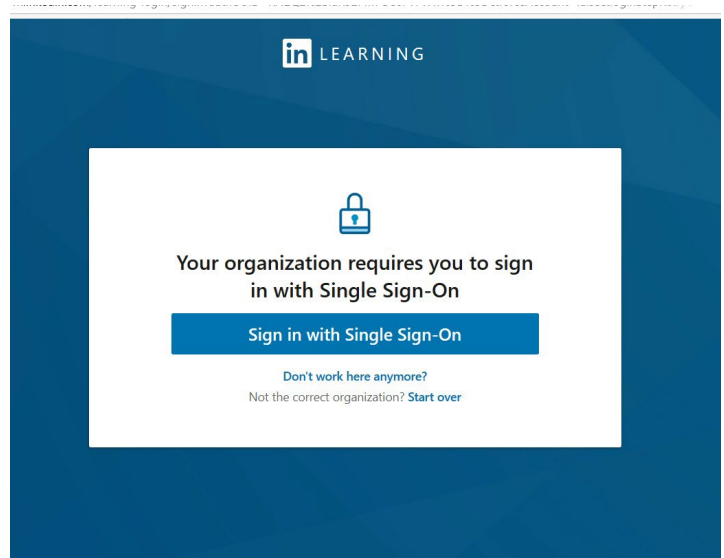
The image shows the LinkedIn Learning 'Single Sign On' screen. At the top, it says 'in LEARNING'. Below that, there is a lock icon. The text reads 'Your organization requires you to sign in with Single Sign-On'. There is a blue button labeled 'Sign in with Single Sign-On'. Below the button, it says 'Don't work here anymore?' and 'Not the correct organization? Start over'.

Figure 2 Single Sign On

4. You will be taken to DMU's Single Sign in screen. Sign in with your login details.

DMU Students:

Username: Pnumber,

Password: <your password>

(Same login details that you use for MyDMU or LearningZone)

DMU Staff: Username/Password – same for Single-sign.

(Same login details that you use for Staff Portal or LearningZone)

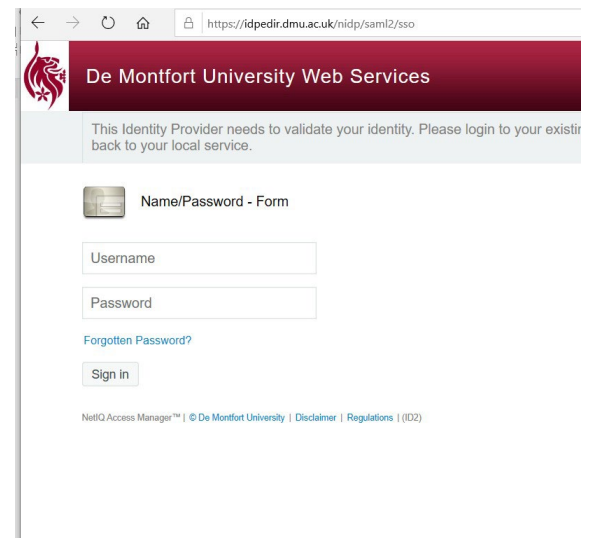


Figure 3 DMU's Single Sign On Screen

5. You will be presented with LinkedIn learnings welcome screen:

You are given two options, select the one that applies:

a) If you do have an existing LinkedIn profile account you can select '**Connect my LinkedIn account**'.

b) OR select the option '**Continue without LinkedIn**'.

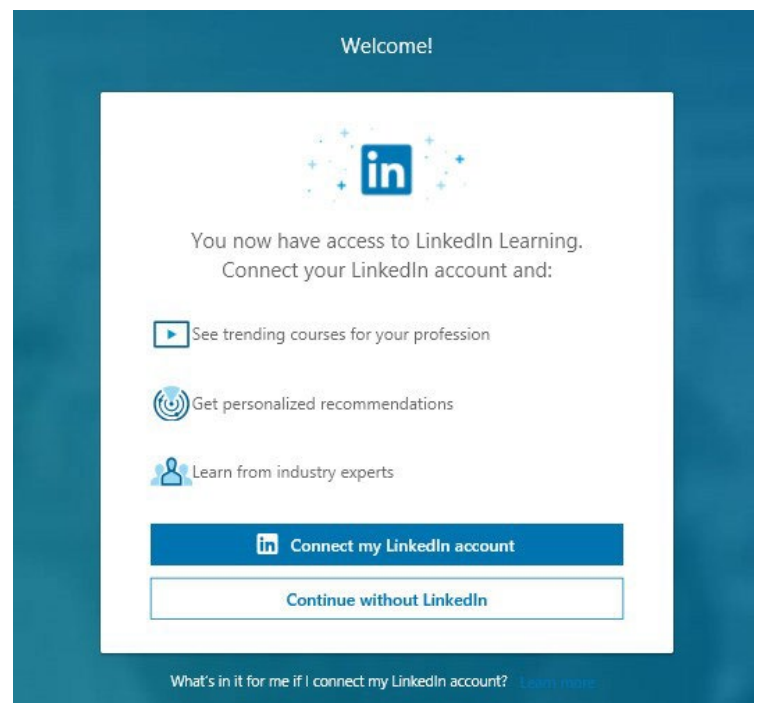


Figure 4 Option to connect LinkedIn Account



If you selected **'Continue without LinkedIn'**, you will be prompted to ensure you don't want to connect with LinkedIn - a social professional network – which allows you to build your professional profile and connect with other professionals.

Select the option **'Don't connect my account'**.

Congrats! You now have access to LinkedIn Learning.

Connect your LinkedIn account and:

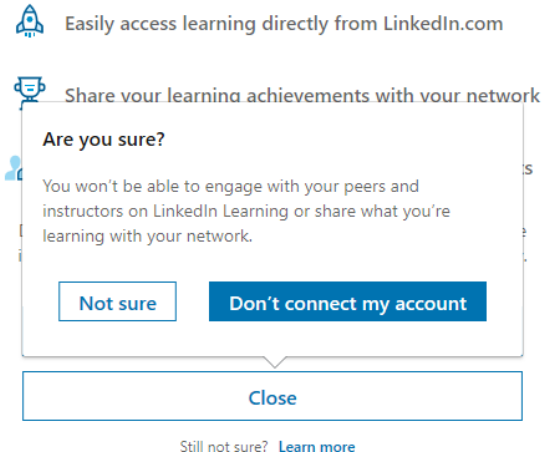


Figure 5 Confirm connecting to LinkedIn Learning account

- Next you will be prompted to further personalise your learning experience. This can be helpful so that relevant content is accessible to you. Note that you can always add further course, skills from LinkedIn Learnings home page.

Select the **'Sounds good'** blue button.



Welcome to LinkedIn Learning

Before we get started, tell us a bit about yourself to help us personalize your learning experience

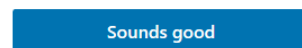


Figure 6 Welcome to LinkedIn Learning

7. You will be offered pathways to set skill targets (see Figure 7 Set Goals Screen below). You can don't need to set these now and can come back to these later if you wish. **Select 'I'm not sure'**.

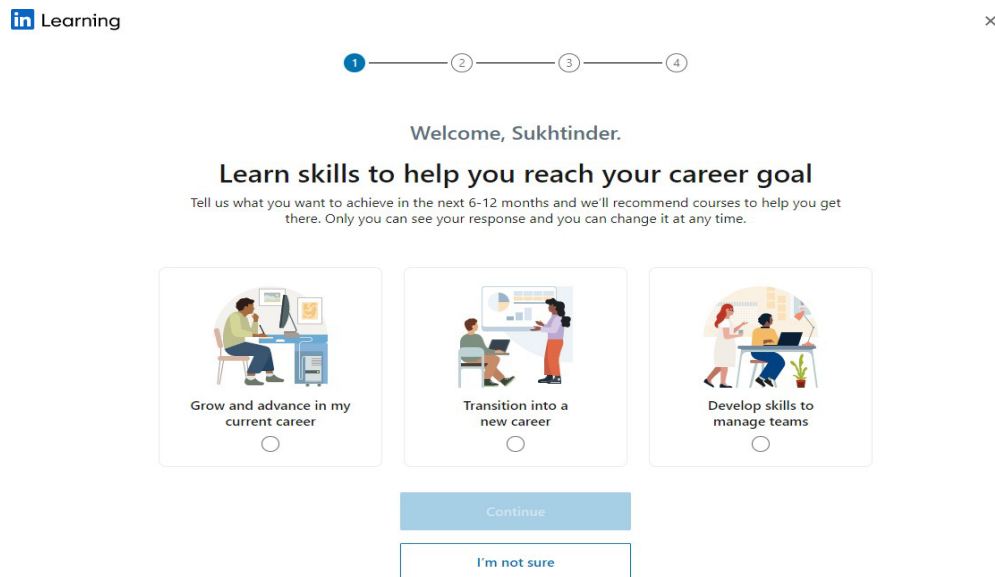


Figure 7 Set Goals Screen

8. Choose at least three skills by selecting any of the categories (as a minimum you should select at least three, you can always add more later). Once selected, **select the 'Continue' button**.

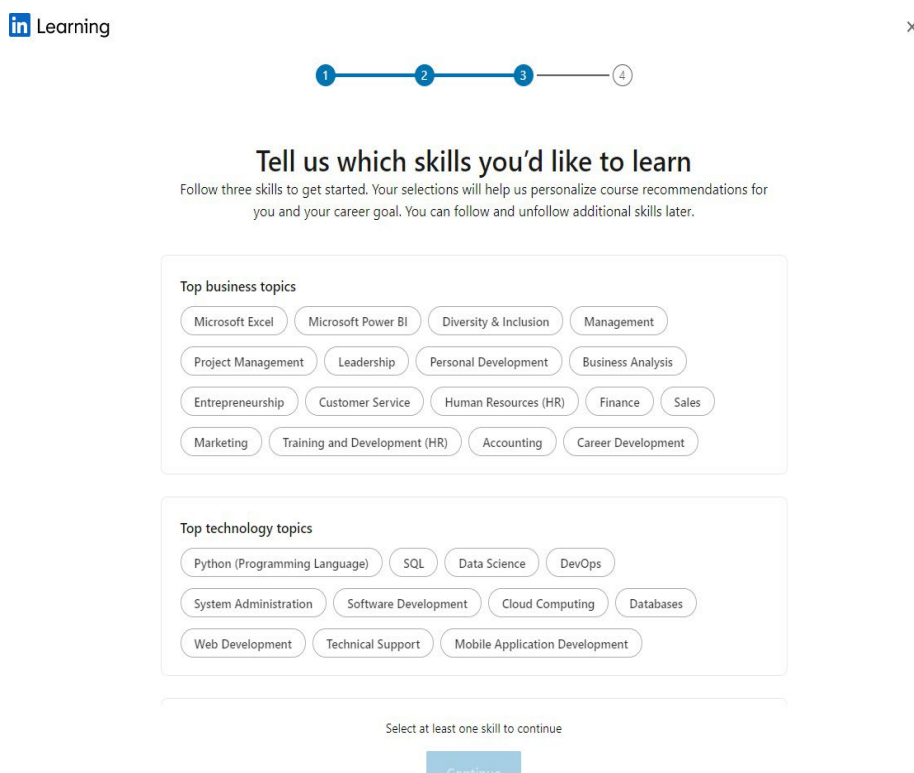


Figure 8 Set some skills

9. You can set weekly viewing goals if you wish. These allow you to prioritise your learning and set time aside for watching course videos and track your progress. Or you can choose to set this later by selecting ‘Skip for now’.

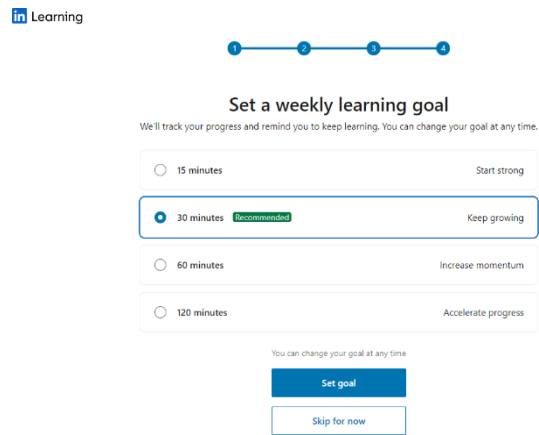


Figure 9 Set Weekly Viewing Goals






🎉 “You’re all set!” You will be able to view some recommended courses and videos from LinkedIn Learning.



You’re ready to get started, Sukhtinder

These tailored course recommendations are based on your personal career goal, background, and interests. They’re saved in My Library, and you can edit them at any time. Click on a course to begin.

Top picks for you

 <p>COURSE Become a Teacher By: Dr. Monica Clem 35m</p>	 <p>COURSE Foundations of Learning Management Systems... By: Oliver Schinkten 39m</p>	 <p>COURSE Learning Moodle 3.11 By: Oliver Schinkten 1h 49m</p>	 <p>COURSE Moving Your Class Online Quickly and Efficiently By: Ashley Kennedy and Oliver Sch... 1h 7m</p>	 <p>COURSE Learning E D2L By: Alan Aickin</p>
--	--	---	---	--

Browse My Library

Figure 10 Courses or Video Recommendations

In your LinkedIn Learning personalised dashboard, the top main navigation bar will remain throughout as you watch video resources and resume videos when needed. The home icon appear will take you to your main LinkedIn Learning home page, where you can view recommended content, search resources.

Now that your account is activated – just bookmark this direct URL link to login to LinkedIn Learning <http://www.linkedin.com/learning/login>

To find out more about using LinkedIn Learning, please refer to the [LinkedIn Learning guide](#) and the help provided.

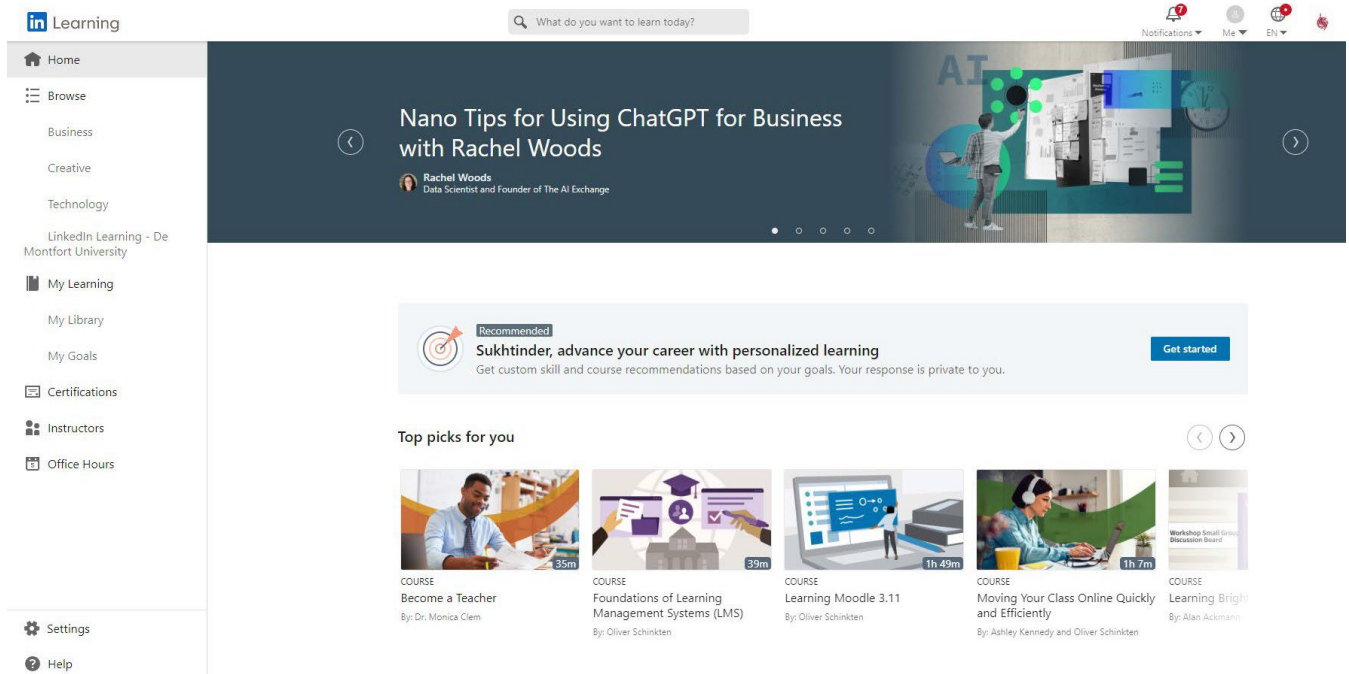


Figure 11 Your LinkedIn Learning Dashboard